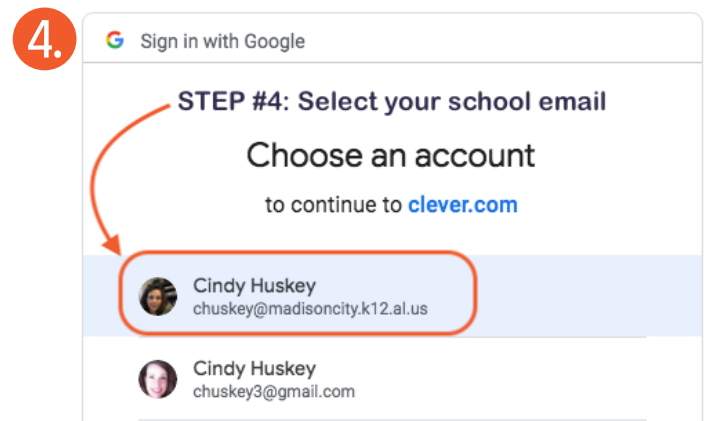
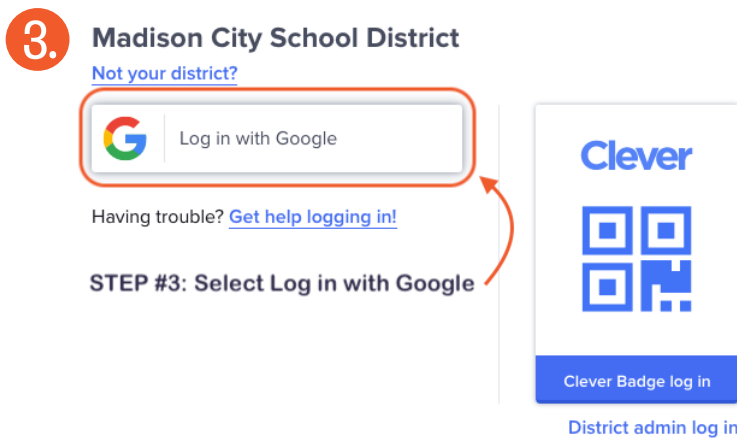
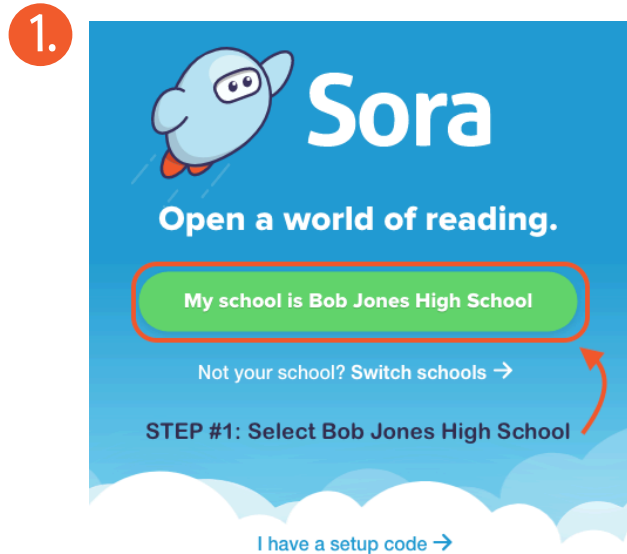


Sora for OverDrive

Go to Sora for OverDrive: <https://soraapp.com/welcome>

OR

Download the free Sora for OverDrive app from your device's app store.



Explore

Select the **EXPLORE** tab to find a book. PREFERENCES allows you to select the availability, format, audience, sorting options, etc. COLLECTIONS allows you to select a collection and/or search within one or more collections.



Shelf

The **SHELF** tab shows your current **loans**, titles you have on **hold**, books you've added to your **lists** and books you've read, and your reading **activity** (badges you've earned). NOTE: You can add books to your wishlist by clicking **Add to list**.



Me

The **ME** tab shows your reading statistics and displays the badges you've earned. Here, you can change your avatar by simply clicking on the . Click the  for additional settings.

- ⊗ Click the plus to add a public library (HMCPL's ebook site is DMZ: Digital Media Zone).
- ⊗ You can also download books and read offline by selecting **Download settings**.
- ⊗ If you have a Kindle or other reading device, select **Device settings** to send the titles to your preferred reading device.